



PDH-Pro.com

Efficiency Performance and CO2 Emissions from Coal Power Plants

Course Number: CH-02-701

PDH: 6

Approved for: AK, AL, AR, DE, FL, GA, IA, ID, IL, IN, KS, KY, LA, MD, ME, MI, MN, MO, MS, MT, NC, ND, NE, NH, NJ, NM, NV, NY, OH, OK, OR, PA, SC, SD, TN, TX, UT, VA, VT, WI, WV, and WY

State Board Approvals

Florida Provider # 0009553 License #868

Indiana Continuing Education Provider #CE21800088

Maryland Approved Provider of Continuing Professional Competency

New Jersey Professional Competency Approval #24GP00025600

North Carolina Approved Sponsor #S-0695

NYSED Sponsor #274

How Our Written Courses Work

This document is the course text. You may review this material at your leisure before or after you purchase the course.

After the course has been purchased, review the technical material and then complete the quiz at your convenience.

A Certificate of Completion is available once you pass the exam (70% or greater).

If a passing grade is not obtained, you may take the quiz as many times as necessary until a passing grade is obtained).

If you have any questions or technical difficulties, please call (508) 298-4787 or email us at admin@PDH Pro.com.



Module 1: Introduction

Learning Objectives

By the end of this section, you will be able to:

- **Identify** the primary global benefits of improving coal-fired power plant efficiency.
- **Evaluate** how regional differences and operational constraints impact efficiency measurement.
- **Analyze** the relationship between incremental efficiency gains and **CO₂** emission reductions.


Executive Summary: Improving coal-fired power plant efficiency is a critical driver for resource conservation and emission reduction, yet the lack of a standardized global measurement methodology often leads to misinterpreted performance data. This section establishes the need for a standardized "real-world" reconciliation framework to facilitate accurate technical and policy-driven benchmarking.

Design Fundamentals

Coal remains the world's most abundant and widely distributed fossil fuel, with economically recoverable reserves estimated at approximately **990 billion tonnes**. This supply is sufficient for roughly **150 years** at current consumption rates. Currently, coal fuels **42% of global electricity production** and remains a primary component of the fuel mix, particularly in meeting the growing demand in developing countries.


To maximize the utility of coal, plant efficiency must be treated as a primary performance parameter. Enhanced efficiency provides several high-level engineering and economic advantages:

- **Resource Management:** Prolongs the lifespan of coal reserves by lowering specific fuel consumption.
- **Emission Reduction:** Directly reduces **CO₂** and conventional pollutant output.
- **Capacity Enhancement:** Increases the total power output for a given unit footprint.
- **Cost Control:** Potentially lowers long-term operational expenditures.

 **Design Tip:** A single percentage point improvement in plant efficiency can result in a **2.5 percentage point** reduction in **CO₂** emissions.

Methodological Challenges

Calculating efficiency is not straightforward. Significant discrepancies exist because different regions use varying bases and assumptions. There is currently no definitive, universally accepted methodology.

 **Calculation Note:** Due to different methodologies, the heat rate of European power plants can appear **8% to 10% lower** than U.S. counterparts, making them seem **3 to 4 percentage points** more efficient even if the hardware is identical.



Program Objectives

Consistent measurement is essential at both global and local levels to allow for accurate benchmarking between individual generating units. While design and maintenance are factors, you must account for several real-world constraints that influence data interpretation:

- **Fuel Source Variations:** Different coal ranks and qualities.
- **Ambient Conditions:** Local temperature and moisture.
- **Electricity Dispatch:** Operational requirements and grid management.

Reconciling these methodologies involves moving beyond theoretical design efficiency to address actual operational performance and constraints found in practice. The primary goal of this framework is to establish a common basis for comparing efficiency and specific **CO₂** emissions.

Design Manual Structure

The course is organized into the following technical sections:

- **Section 2:** Technical exploration of plant design, monitoring, and operational influences.
- **Section 3:** Prescribed generic methodology for data adjustment and reconciliation.
- **Section 4:** Historical analysis and future efficiency trends.
- **Section 5:** Recommendations for methodology implementation and global database compilation.
- **Appendices:** Technical background, worked calculation examples, and regional methodology accounts.



Checkpoint Quiz

1. Which of the following is considered a primary benefit of increasing coal-fired power plant efficiency?

- a) Increasing the required size of the generating unit.
- b) Prolonging the life of coal reserves by reducing consumption.
- c) Eliminating the need for **CO₂** reporting.
- d) Increasing operational costs to match energy value.

Answer: (b). Improving efficiency reduces the amount of fuel burned per unit of energy produced, thereby extending resources.

2. Why can identical power plants in different regions appear to have different efficiency ratings?

- a) They use different fuel sources only.
- b) Differences in calculation methodologies and assumptions.
- c) One plant is always maintained better than the other.
- d) The Second Law of Thermodynamics varies by region.

Answer: (b). Variation in reporting bases can cause significant differences in apparent heat rate for identical equipment.

3. According to the text, what is the impact of a 1 percentage point improvement in efficiency on CO₂ emissions?

- a) 1.0 percentage point reduction.
- b) 2.5 percentage point reduction.
- c) 5.0 percentage point reduction.
- d) 10.0 percentage point reduction.

Answer: (b). The provided data indicates that a 1% gain in efficiency translates to a 2.5% drop in **CO₂** emissions.

Module 2: Factors Influencing Power Plant Efficiency and Emissions

Learning Objectives

By the end of this section, you will be able to:

- **Evaluate** the distinction between artificial reporting discrepancies and real physical design constraints.
- **Analyze** the impact of part-load operation, transients, and ambient conditions on plant heat rate.
- **Calculate** overall plant efficiency and specific CO₂ mass release using standardized engineering variables.

Executive Summary: Power plant efficiency is governed by a combination of fixed design constraints (fuel quality, cooling type), operational realities (load factors, startups), and reporting methodologies (GCV vs. NCV). A precise technical audit must decouple these variables to establish a consistent performance benchmark.

Differences in Reported Efficiency Values

Differences in reported efficiencies between plants are often **artificial** and do not necessarily reflect underlying performance gaps. For the Professional Engineer, it is vital to identify these non-technical variances before benchmarking.

Apparent Efficiency Discrepancies

Reported values may vary due to:

- **Assessment Standards:** Use of different codes (e.g., ASME vs. DIN).
- **Plant Boundaries:** Variations in defined intake/outfall points.
- **Operating Conditions:** Tests conducted at non-standard ambient temperatures.
- **Calorific Value (CV) Bases:** Differences in reference temperatures (typically 15°C vs. 25°C).
- **Measurement Tolerances:** Application of different statistical confidence intervals.

Gross and Net Values

Efficiency assessments categorize energy inputs and outputs into "Gross" or "Net" bases.

- **Gross Output:** Total power generated at the alternator terminals.
- **Net Output (Sent-out):** Power available to the grid after deducting **Works Power** (on-site consumption for pumps, fans, and mills).
- **Heating Values:** **Gross Calorific Value (GCV)** includes the latent heat of water vapor in combustion products, whereas **Net Calorific Value (NCV)** assumes water remains as vapor.

Design Tip: While some regions prefer NCV for daily business, the true energy content of a fuel is its GCV (Higher Heating Value). Using NCV can result in apparent efficiencies exceeding 100% in modern condensing boilers, violating the First Law of Thermodynamics.

Efficiency Differences Due to Real Constraints

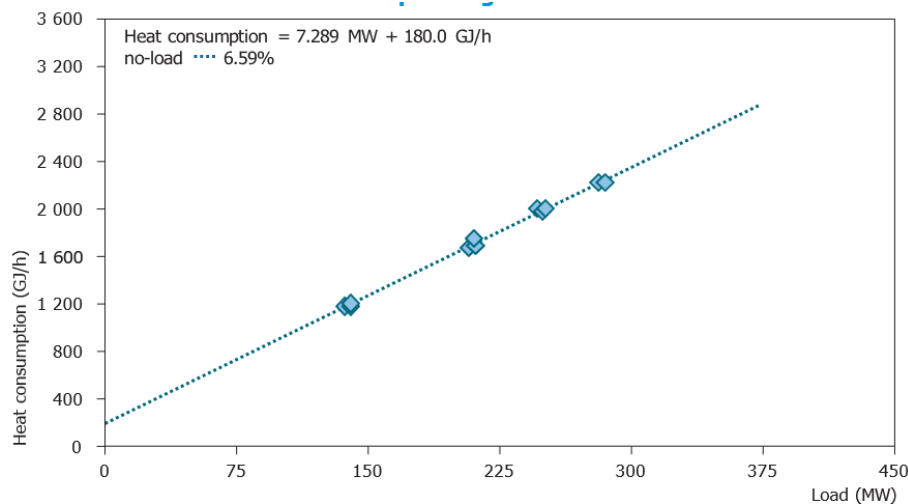
Inherent site-specific constraints impact achievable efficiency regardless of operational excellence:

- **Fuel Quality:** High moisture increases latent heat loss; high ash impacts heat transfer and auxiliary load.
- **Fuel Chemistry:** Sulfur content sets the lower limit for flue gas discharge temperature to avoid acid dew point corrosion.
- **Cooling Medium:** Once-through seawater systems typically provide lower condenser pressures than closed-circuit towers.
- **Environmental Controls:** Technologies like **FGD** and **SCR** increase on-site power demand, penalizing net efficiency.

Efficiency Differences in Operation

Average Operating Load

Efficiency declines significantly at part-load. This is governed by the **Willans line**, which demonstrates that total heat consumption includes a fixed "no-load" element.



source: gill (1984). reprinted by permission of the publisher. © Elsevier, 1984.

Figure 2.1: Typical relationship between steam turbine heat consumption and operating load



Purchase this course to
see the remainder of
the technical materials.